



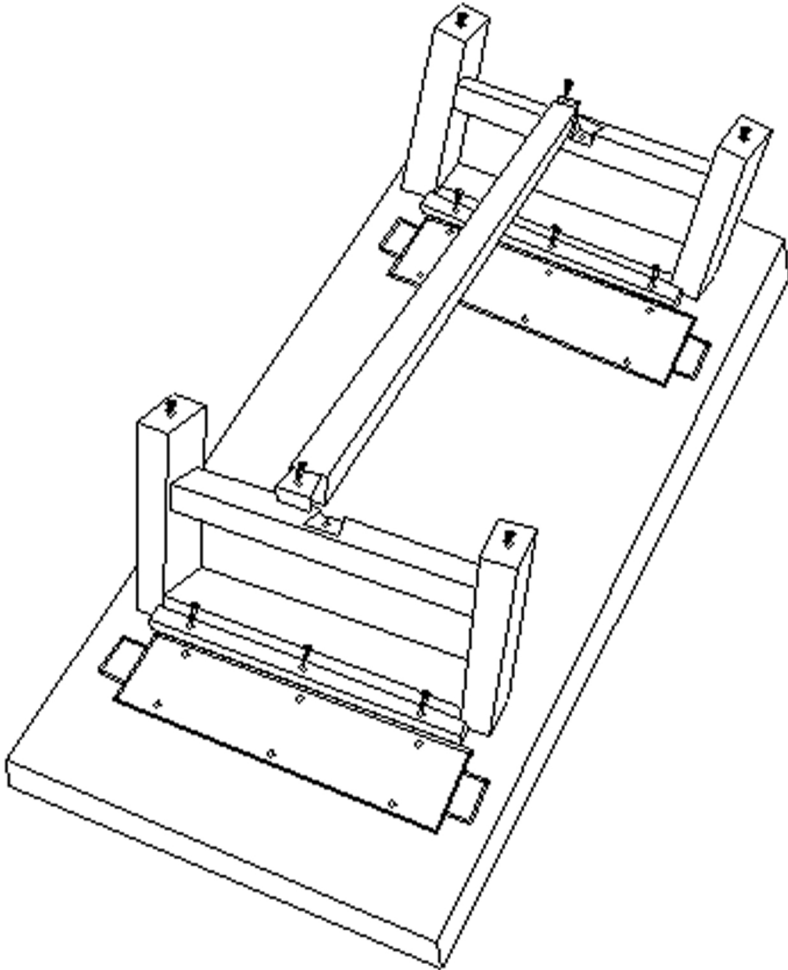
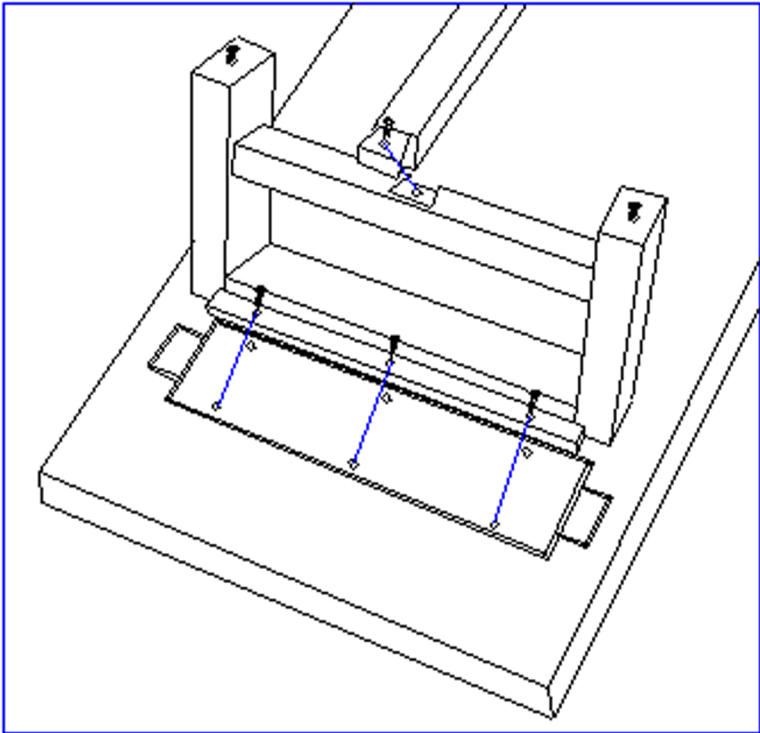
PARTS INCLUDED

A [1] DINING TABLE

ASSEMBLY INSTRUCTIONS

1.Unpack all parts and place them on a protected work surface.

NO.	ITEM	DESCRIPTION	QTY.
1		ALLEN KEY M6	1 pcs
2		Bolt M10x35	14 pcs



CARE INSTRUCTIONS

- 1.To clean,use a soft,dry or damp cloth.
- 2.Do not use abrasive cleansers.

IMPORTANT SAFETY INSTRUCTIONS

- 1.Professional installation is strongly recommended.
- 2.For your safety,it is recommended that more than two adults to assemble.
- 3.These instructions are provided for your safety.It is important that they are read carefully and completely before installation of the fixture.